



GVN

THE GLOBAL SCHOOL

Sector C, BHEL, Govindpura, Bhopal
Affiliated to CBSE (Affiliation No.: 1030723)



CLASS - II

SESSION

2025-26



PREPARE A CHART ON ADJECTIVES AND ITS KINDS WITH CREATIVE PICTURES AND FLASH CARDS.



Name: Date:.....

ADJECTIVES

An adjective is a word that describes a person, an animal, a place or a thing.



red car



heavy box



beautiful birds.

The names of colours, shapes and numbers are adjectives.

Fill in the blanks with suitable adjectives from the options below:

dangerous, three, square, red, difficult,
old, four, dirty, blue, long





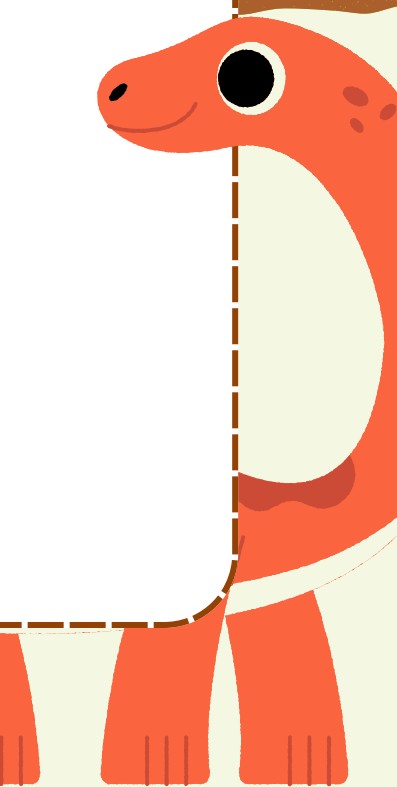

1. Vinay went for a _____ walk on the beach.
2. The _____ man was sick.
3. The servant cleaned the _____ window.
4. An auto rickshaw has _____ wheels.
5. Have you seen my _____ pencil?
6. The sky is _____.
7. _____ turtles swam in the pond.
8. It was a _____ journey.
9. I tried to finish a _____ puzzle.
10. The magician has a _____ box.



EVS



**Make a chart of the*
houses with pictures
(e.g. kutchra house,
pacca house, Stilt,
houseboat, Igloo,
tent, Caravan)**





- 1) Make a colourful chart of Ordinal numbers from 1(First) to 20(Twentieth).
- 2) Write tables from 6 to 15 in your notebook.
- 3) Solve the given worksheets.



Even or Odd

Directions: Complete the problems below.

1. Circle the odd numbers below.

16	255	8	42	37	89	630	10
94	77	36	448	81	19	543	48

2. Circle the even numbers below.

84	43	38	920	71	62	346	95
11	32	472	23	527	58	90	47

3. Color the even numbers blue. Color the odd numbers red.

34	45	38	437	24	372	358
50	29	734	531	33	50	59
452	326	42	39	451	946	129
18	97	208	55	7	98	47
6	3	22	83	30	774	342

Addition Number Lines

$2 + 3 = \boxed{}$



$7 + 1 = \boxed{}$



$1 + 4 = \boxed{}$



$6 + 2 = \boxed{}$



$2 + 7 = \boxed{}$



$3 + 6 = \boxed{}$



$1 + 1 = \boxed{}$



$5 + 4 = \boxed{}$




$1 + 6 = \boxed{}$



COMPUTER



**Draw and colour any
eight different types
of keys and their functions
on a chart paper**

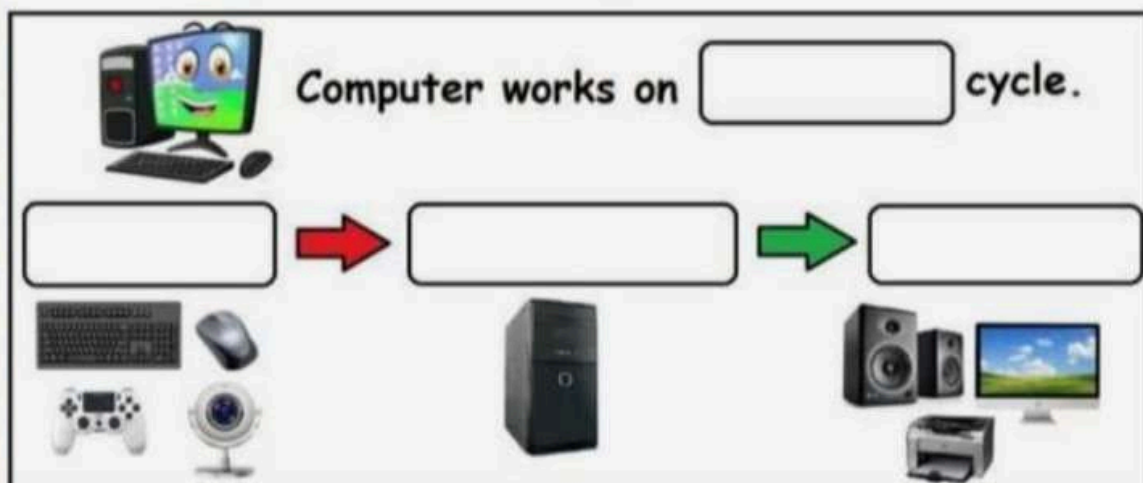


Fundamentals of computer

Find the given one is input device or output device and tick on the correct box.

 Joystick	<input type="checkbox"/> Input device	<input type="checkbox"/> Output device
 monitor	<input type="checkbox"/> Input device	<input type="checkbox"/> Output device
 speaker	<input type="checkbox"/> Input device	<input type="checkbox"/> Output device
 microphone	<input type="checkbox"/> Input device	<input type="checkbox"/> Output device
 webcam	<input type="checkbox"/> Input device	<input type="checkbox"/> Output device
 printer	<input type="checkbox"/> Input device	<input type="checkbox"/> Output device
 keyboard	<input type="checkbox"/> Input device	<input type="checkbox"/> Output device
 Projector	<input type="checkbox"/> Input device	<input type="checkbox"/> Output device

Write the suitable answers in the given boxes.





1. One page hindi reading & writing daily.
2. Solve the worksheet in Hindi Note Book .



शब्द रचना

एक अक्षर के साथ अलग अलग अक्षर जोड़कर शब्द बनाना सीखें ।

क	ल	
	म	
	प	

म	न	
	ल	
	र	

स	र	
	ब	
	य	

ट	न	
	म	
	प	

ह	म	
	ल	
	क	

त	क	
	ल	
	ह	

फ	ल	
	न	
	ट	

न	ट	
	भ	
	ल	

आ	प	
	म	
	ग	

द	स	
	क्ष	
	म	

वर्णों को जोड़कर लिखिए—

प + ह = पढ़

र + ट =

क + र =

ध + न =

ग + ज =

प + ल =

छ + ल =

म + त =

क + ल =

थ + क =



ख + त =

क + प =

गोले में दिए गए वर्ण की सहायता से शब्द लिखिए—

कल





Art- page no 17(rocket)

Page no 18(caterpillar)

Page no 32(vegetables)

Craft- ice cream stick craft

